

MORAVIAN COLLEGE

CAREER AND CIVIC ENGAGEMENT
ANNUAL REPORT 2016–2017



MORAVIAN
COLLEGE

Civic Engagement

We believe in giving back to the community that lifts you up. In the '16-'17 academic year, Moravian College students completed **20,042 total service hours at more than 30 different locations locally and across the country.**

Spring Break Service Trips

- Appalachian Trail
- Beaumont, Texas
- New Orleans, Louisiana
- San Lucas Toliman, Guatemala
(our first international service trip!)
- Bethlehem, PA (Service Staycation)



1st Annual Heritage Day


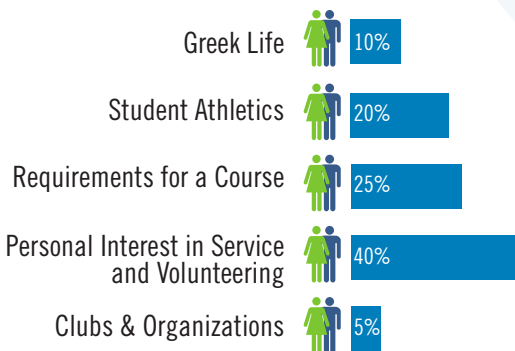


27 sites
1,195 people
2,390 hours



Who Serves?

About 60% of Moravian College students participated in some form of civic engagement last year.



Diversity of Service Sites

- Education (6)
- Children & Youth (7)
- Food Insecurity/Homelessness (8)
- Affordable Housing (3)
- Animals (2)
- Disaster Preparedness (1)
- Other (1)



Hunger and Homelessness Awareness Week Month!

About 150 students participated in more than 10 different events during this now monthlong, campus-wide program.



1742 Experience

Pre-orientation service program that engages 25 freshmen in 1,000 hours of service for one week



Civic Engagement Fellowships

Each fellow serves 200 hours at one partnership location over the academic year.

- » Bethlehem Area Public Library
- » William Penn Elementary School
- » Lincoln Elementary School
- » Boys & Girls Club of Bethlehem
- » Equi-librium

America Reads Placements

75 students served between 2 and 10 hours per week.

- » William Penn Elementary School
- » Lincoln Elementary School
- » Bethlehem Area Public Library
- » Nitschmann Middle School
- » Northeast Middle School





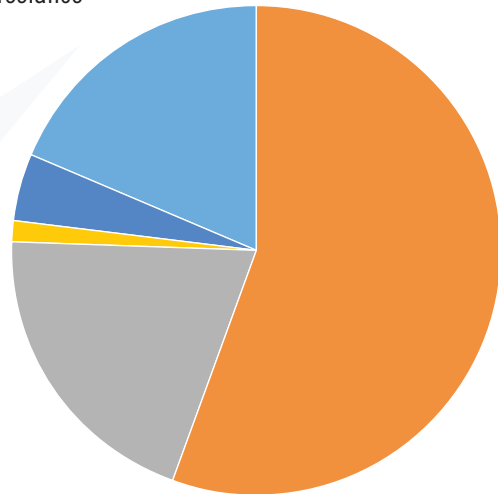

95.51%

Career Outcomes Rate

Annual outreach activities have yielded information on 379 of 420 graduates of the class of 2017, 90.24% of the class. Numbers and percentages below are based on those 379 graduates.

Postgraduation Activity

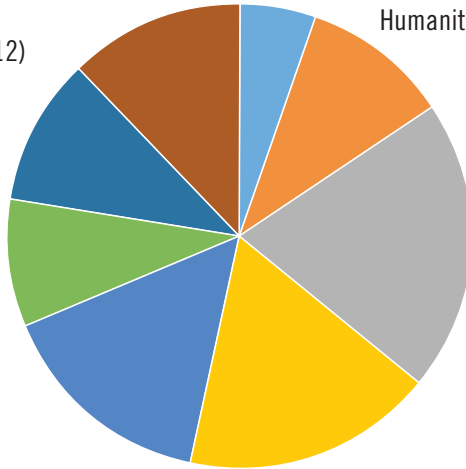
- » Employed full-time (211) *Includes service, military, and freelance
- » Employed part-time (76)
- » Pursuing postgraduate studies (70)
- » Not seeking employment (5)
- » Still seeking employment (17)



Postgraduate Study

Of the 70 graduates pursuing additional education:

- » Health Professions (14)
- » Humanities and Social Sciences (12)
- » Law School (11)
- » Other (9)
- » Education (7)
- » Natural Sciences (7)
- » Medical School (6)
- » Business (4)



- Education: 10% ■
- Health Professions: 20% ■
- Humanities & Social Sciences: 17.1% ■
- Law School: 15.7% ■
- Medical School: 8.6% ■
- Natural Sciences: 10.0% ■
- Other: 12.9% ■
- Business: 5.7% ■

Graduate Schools Attending

(partial listing)

- » Arcadia University
- » Centenary University
- » Charleston School of Law
- » Clark University
- » DeSales University
- » Drexel University
- » East Stroudsburg University
- » The Edward Via College of Osteopathic Medicine
- » Fordham University School of Law
- » Geisinger Commonwealth School of Medicine
- » Harrisburg University of Science and Technology
- » Howard University
- » Immaculata University
- » Kutztown University of Pennsylvania
- » Lake Erie College of Osteopathic Medicine
- » LaSalle University
- » Lehigh University
- » Liberty University
- » Monmouth University
- » Moravian College
- » New York University
- » Nova Southeastern University
- » Old Dominion University
- » Philadelphia College of Osteopathic Medicine
- » Rutgers Law School
- » Rutgers, The State University of New Jersey
- » Southern New Hampshire University
- » Temple University Maurice H. Kornberg School of Dentistry
- » University of Baltimore School of Law
- » University of California at Berkeley School of Optometry
- » University of California, Santa Barbara
- » The George Washington University Law School
- » The University of Kansas
- » University of North Carolina at Greensboro
- » University of Pittsburgh
- » University of Pittsburgh School of Law
- » Wake Forest University
- » Washington University School of Law

Selected Employers (top 5 highlighted)

St. Luke's University Health Network (38)

Lehigh Valley Health Network (23)

Moravian College (4)

ADP, LLC (3)

Geisinger Health (3)

Merck & Co., Inc. (3)

Olympus Corporation of the Americas (3)

Self-employed (3)

Aerotek

Allentown Art Museum of the Lehigh Valley

AlphaGraphics

AmeriCorps

ArtsQuest

Atlantic Health System

B. Braun Medical, Inc.

Baker Tilly Virchow Krause, LLP

Bayada Home Health Care

Bayer Corporation

Bella PR

Bethlehem House Gallery

Boys & Girls Clubs of America

Bright Horizons Family Solutions, LLC

Bristol Township School District

Brownfield Science & Technology, Inc.

Carpen House, Inc.

Catholic Medical Center

Central Bucks Family YMCA

The Children's Hospital of Philadelphia

Christiana Care Health System

Clara Maass Medical Center

Comcast

Compass

Concannon Miller & Co., P.C.

Continental AG

CoreDial

Crayola

Decision Resources, Inc.

Deloitte

DeSales University

Diversant, LLC

DLL

Dun & Bradstreet, Inc.

Earth Engineering Incorporated

East Penn Manufacturing Company

Easton Area High School

Eurofins USA

EverythingBenefits

Express Services, Inc.

EY

Federal Process Corporation

First Presbyterian Church of Bethlehem

Frenkel Lambert Weiss Weisman & Gordon, LLP

Friedman LLP

The Guardian Life Insurance Company of America

General Dynamics Corporation

Genesis HealthCare

Greater Valley YMCA

The Hammer & Nails Salon Group, LLC

Haven House

Holcomb Behavioral Health Systems

International Trilingual School of Warsaw

Intertek Group

The Jackson Laboratory

John C. Ernst Co., Inc.

Johns Hopkins Bloomberg School of Public Health

Joulé

The Kafavian Group, Inc.

JPMorgan Chase & Co.

Kaleidoscope Family Solutions, Inc.

Karoly Law Firm, LLC

KidsPeace

King's Ridge Christian School

Lehigh County Court of Common Pleas

Lehigh Valley Summerbridge

Liberty High School

Liquid Interactive

Madison Area YMCA Association

Main Line Health

MCL Commercial Services

Medical University of South Carolina

The Meet Group

Mercer Oak Realty LLC

Merrill Lynch

Metuchen Public School District

MillerVolpe, Inc.

Millville Memorial High School

Moravian Academy

Moravian Historical Society

Mortgage America, Inc.

Mutual of Omaha Insurance Company

Myers, Benner Corporation

Northeast Planning Corporation

Peace Corps

Penguin Random House

Pennsylvania State Police

PeopleShare

Petro-Lubricant Testing Laboratories, Inc.

Pinebrook Family Answers

Pleasant View Retirement Community

PowerSchool

PPL Corporation

Precision Medicine Group, Inc.

Reading School District

Robert Half International, Inc.

Roche Molecular Systems, Inc.

Rodale Institute

Sacred Heart HealthCare System

The Seeing Eye, Inc.

Seiden

Selective Insurance Group, Inc.

SHI International Corp.

State of New Jersey

Stellar Technology Solutions, LLC

Syneos Health

Toms River Regional Schools

UBS

United Way of the Greater Lehigh Valley

Universal Supply Co.

Univest

The Vanguard Group, Inc.

Washington Township Public Schools

Wayne Township Public Schools

Weill Cornell Medicine

Whitehall-Coplay School District

Woodlands Wildlife Refuge

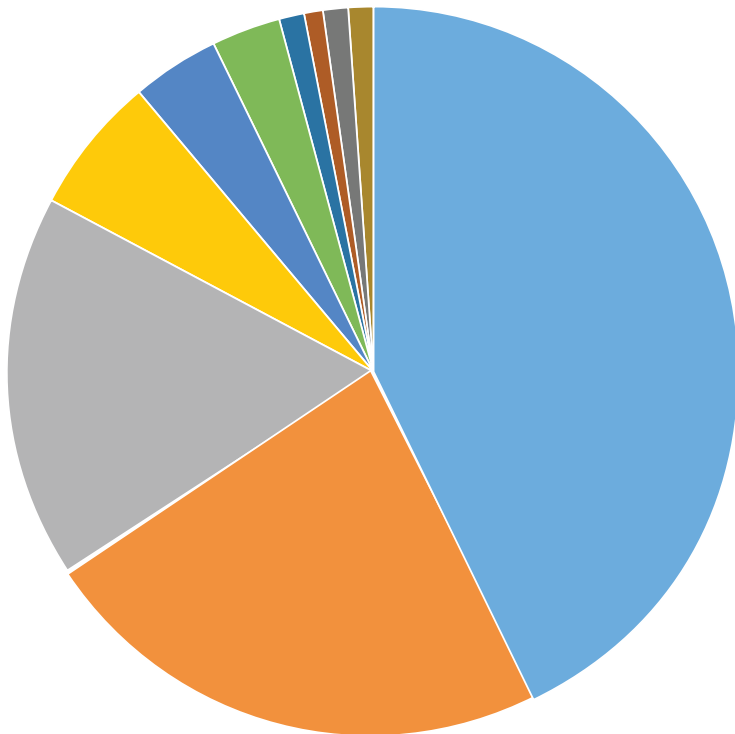
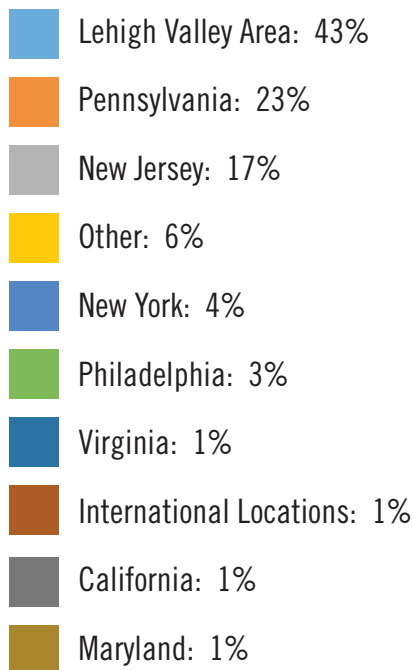
ZL Technologies

Zoological Society of New Jersey, Inc.

Breakdown by School / Department

| | Working | Graduate School | Military Service | Volunteer/Service | Not Seeking | Still Seeking |
|---|---------|-----------------|------------------|-------------------|-------------|---------------|
| School of Arts, Humanities & Social Sciences | | | | | | |
| Art | 87.0% | 8.7% | 0.0% | 0.0% | 4.3% | 0.0% |
| Economics and Business | 80.4% | 10.3% | 2.1% | 0.0% | 1.0% | 6.2% |
| English | 71.4% | 28.6% | 0.0% | 0.0% | 0.0% | 0.0% |
| History | 62.5% | 37.5% | 0.0% | 0.0% | 0.0% | 0.0% |
| Modern Languages and Literatures | 100.0% | 0.0% | 0.0% | 0.0% | 0.0% | 0.0% |
| Music | 100.0% | 0.0% | 0.0% | 0.0% | 0.0% | 0.0% |
| Philosophy | 0.0% | 100.0% | 0.0% | 0.0% | 0.0% | 0.0% |
| Political Science | 37.5% | 62.5% | 0.0% | 0.0% | 0.0% | 0.0% |
| Psychology | 58.3% | 33.3% | 0.0% | 4.2% | 0.0% | 4.2% |
| Religion | 100.0% | 0.0% | 0.0% | 0.0% | 0.0% | 0.0% |
| Sociology | 52.0% | 32.0% | 0.0% | 4.0% | 0.0% | 12.0% |
| School of Natural & Health Sciences | | | | | | |
| Biochemistry | 75.0% | 25.0% | 0.0% | 0.0% | 0.0% | 0.0% |
| Biological Sciences | 58.3% | 41.7% | 0.0% | 0.0% | 0.0% | 0.0% |
| Chemistry | 50.0% | 50.0% | 0.0% | 0.0% | 0.0% | 0.0% |
| Environmental Studies and Sciences | 100.0% | 0.0% | 0.0% | 0.0% | 0.0% | 0.0% |
| Mathematics and Computer Science | 72.2% | 11.1% | 0.0% | 0.0% | 0.0% | 11.1% |
| Neuroscience | 33.3% | 44.5% | 0.0% | 0.0% | 11.1% | 11.1% |
| Nursing and Public Health | 92.6% | 3.7% | 0.0% | 0.0% | 0.0% | 3.7% |
| Physics and Earth Science | 40.0% | 40.0% | 0.0% | 0.0% | 0.0% | 20.0% |
| Rehabilitation Sciences | 0.0% | 80.0% | 0.0% | 0.0% | 20.0% | 0.0% |
| Interdisciplinary | | | | | | |
| Interdisciplinary | 75.0% | 25.0% | 0.0% | 0.0% | 0.0% | 0.0% |

Geographical Distribution of Employment and Postgraduate Studies



**MORAVIAN
COLLEGE**

1200 MAIN STREET • BETHLEHEM, PA 18018 • 610-861-1509
MORAVIAN.EDU/CAREERCIVIC • CAREERCIVIC@MORAVIAN.EDU

Facebook: [Moravian College Center for Career and Civic Engagement](#)

Twitter: [@mccareercivic](#)

LinkedIn: [Moravian College Center for Career and Civic Engagement Houndlinks](#)

