

MORAVIAN COLLEGE

ANNUAL REPORT ON POST-GRADUATION ACTIVITY OF THE CLASS OF 2016



MORAVIAN
COLLEGE

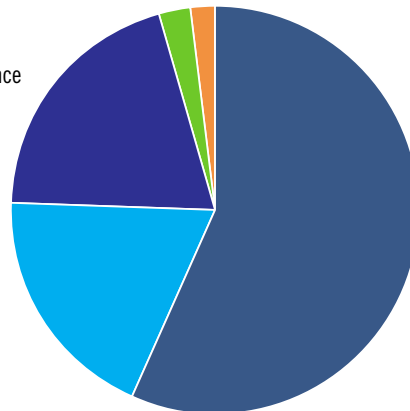


Annual outreach activities have yielded information on 352 of 404 graduates of the class of 2016, 87.13% of the class. Numbers and percentages below are based on those 352 graduates.

Career Outcomes Rate: 95.74%

Post-Graduation Activity

- » Employed full-time (200) *Includes service, military, and freelance
- » Employed part-time (66)
- » Pursuing post-graduate studies (71)
- » Not seeking employment (9)
- » Still seeking employment (6)

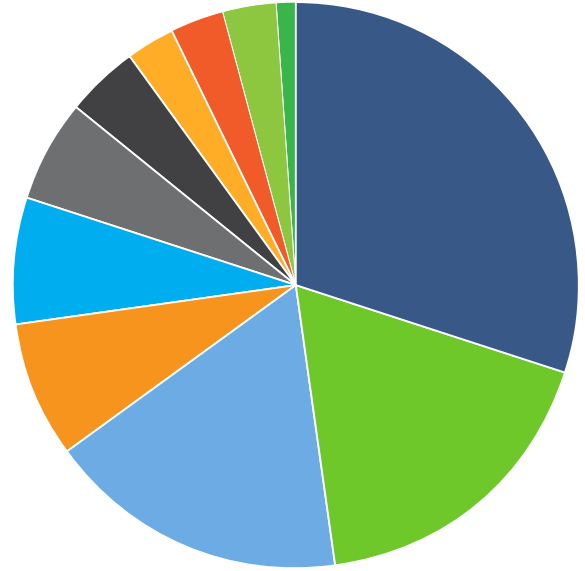
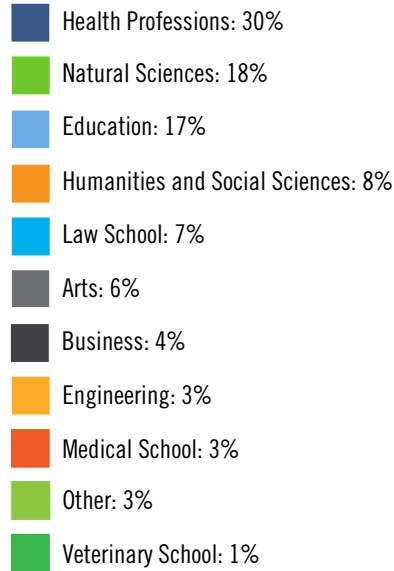


- Employed full-time: 56.82%
- Employed part-time: 18.75%
- Pursuing post-graduate studies: 20.17%
- Not seeking employment: 2.56%
- Still seeking employment: 1.70%

Post-Graduate Study

Of the 71 students pursuing additional education:

- » Health Professions (21)
- » Natural Sciences (13)
- » Education (12)
- » Humanities and Social Sciences (6)
- » Law School (5)
- » Fine Arts and Music (4)
- » Business (3)
- » Engineering (2)
- » Medical School (2)
- » Other (2)
- » Veterinary School (1)



Graduate Schools Attending

(partial listing)

- » American University of Antigua
- » Arcadia University
- » Binghamton University, State University of New York
- » California State University, Fullerton
- » Chestnut Hill College
- » DeSales University
- » Drexel University School of Biomedical Engineering, Science and Health Systems
- » Drexel University Thomas R. Kline School of Law
- » East Stroudsburg University
- » Elim Bible Institute and College
- » Full Sail University
- » Immaculata University
- » Kutztown University
- » Lehigh University
- » Merrimack College
- » Monmouth University
- » Montclair State University
- » Moore College of Art & Design
- » Moravian College
- » Nova Southeastern University
- » Philadelphia College of Osteopathic Medicine
- » Princeton Theological Seminary
- » Princeton University
- » Rocky Vista University College of Osteopathic Medicine
- » Ross University School of Veterinary Medicine
- » St. George's, University of London
- » St. Joseph's University
- » State University of New York Upstate Medical University
- » Suffolk University Law School
- » Temple University
- » Temple University Maurice H. Kornberg School of Dentistry
- » The George Washington University Law School
- » Thomas Jefferson University
- » University of Maryland, Baltimore County
- » University of Maryland, College Park
- » University of New England
- » University of Pennsylvania
- » University of South Florida
- » Villanova University
- » West Chester University
- » Widener University Commonwealth Law School
- » Widener University Delaware Law School

Selected Employers (top 5 in bold)

Lehigh Valley Health Network (29)

St. Luke's University Health Network (24)

Moravian College (10)

Self-Employed (6)

Dun & Bradstreet, Inc. (3)

KidsPeace (3)

Mars, Incorporated (3)

ABEC, Inc.

Active Learning Centers

ADP, LLC

Air Products and Chemicals, Inc.

Allentown School District

Allentown Women's Center, Inc.

Alloy5 LLC

ALS Environmental - North America

B. Braun Medical Inc.

Baker Tilly Virchow Krause, LLP

Bank of America Corporation

Bethlehem Area School District

BNP Paribas

Boyer & Ritter Certified Public Accountants & Consultants

Buckno Lisicky & Company

Cape Regional Health System

Centennial School of Lehigh University

ChemServe, Inc.

City of Easton

Colonial Intermediate Unit 20

Commonwealth of Pennsylvania

Community Services for Children

Complete Nutrition

Concannon, Miller & Co., P.C.

Coordinated Health

CVS/caremark

Dave Magrogan Group

David's Bridal

DENTSPLY International

Disney

Dynalene, Inc.

Easton Area School District

Edge of the Woods Outfitters

Edmeston Central School

EisnerAmper LLP

Elite Sportswear, L.P.

Enterprise Holdings, Inc.

Epcon Communities

Essent Corporation

ETHOS Health Communication

ExeculSearch

EY

FCI Multiple Services Corp.

Federal Reserve Bank of Philadelphia

Film Society of Lincoln Center

Follett LLC

Fulton Financial Corporation

Galvanized LLC

Good Shepherd Catholic School

GradStaff Inc.

Hennion & Walsh, Inc.

Herr Foods

Highmark Inc.

Historic Hotel Bethlehem

Ho-Ho-Kus Police Department

Hunterdon Healthcare

Huntington Mark, LLC

Jesse James & Co., Inc.

John Marshall Elementary, The School District of Philadelphia

Kinderprep

L&H Sign Company, Inc.

Lafayette College

Lehigh Valley Families Together Inc.

LORS Machinery

Lutron Electronics Co., Inc.

Mack Trucks, Inc.

Main Line Health

Marriott International, Inc.

Mary's Shelter

McCarthy & Company, PC

McGill Orthodontics

Moravian Academy

Moravian Historical Society

Mount Sinai Beth Israel

National Museum of Industrial History

Neighborhood Health Centers of Lehigh Valley

New York Life Insurance Company

Oak Hills Controls, LLC

Oakmont Capital Services

Olympus Corporation of the Americas

OraSure Technologies, Inc.

Particle Sciences

Penn Medicine

Pinebrook Family Answers

Prince of Peace Evangelical Lutheran Church

Professional Golfers' Association of America

Progressions, Inc.

Project Self-Sufficiency

Raritan Bay Medical Center

Razorfish

Rodale Inc.

Rutler Screen Printing Inc.

Sacred Heart HealthCare System

Sanofi Pasteur SA

SolarCity

Somerset County Department of Health

Spruce Technology Inc.

St. Peter's Health Partners

Teroforma

The Kyle David Group

The National Commercial Bank

The Northwestern Mutual Life Insurance Company

The Segal Group, Inc.

The T. Holmes Foundation

The Vitamin Shoppe

Tiffany & Co.

UL LLC

University of Pennsylvania

University of Virginia Health System

USA Sport Group

Verina Consulting Group, LLC

Via of the Lehigh Valley

Voorhees High School

Warren County Community College

Wells Fargo Bank N. A.

West End Community Ambulance

Westcor Investor Services

Whole Foods Market IP, L.P.

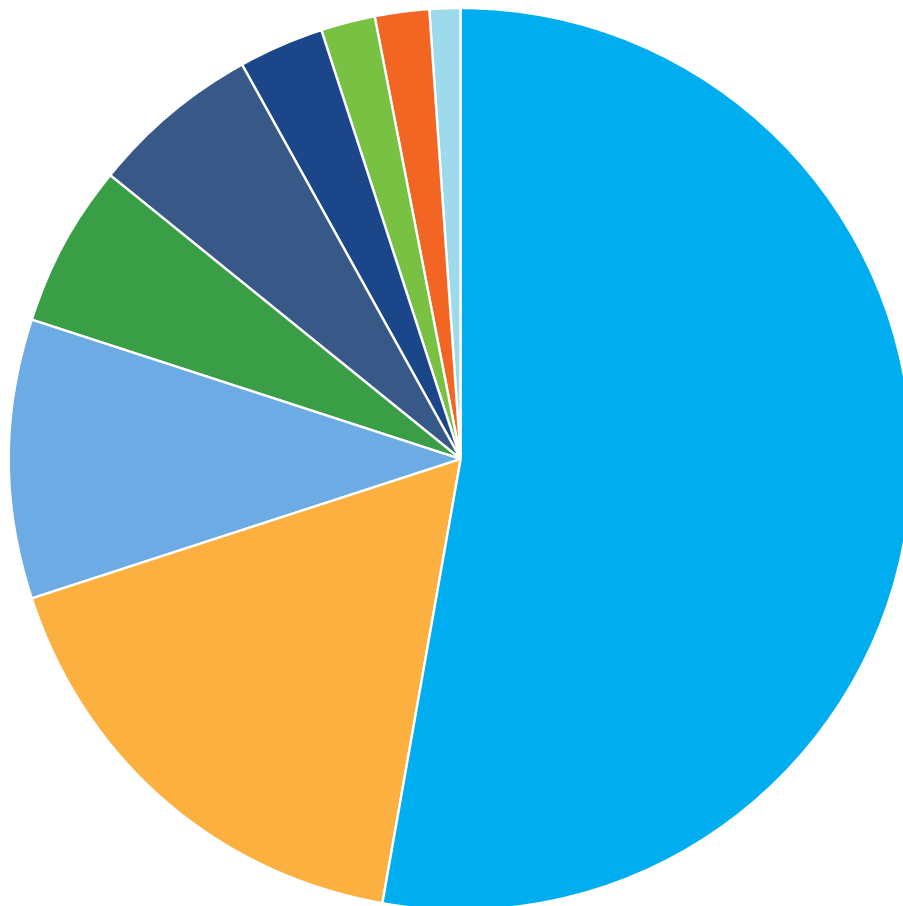
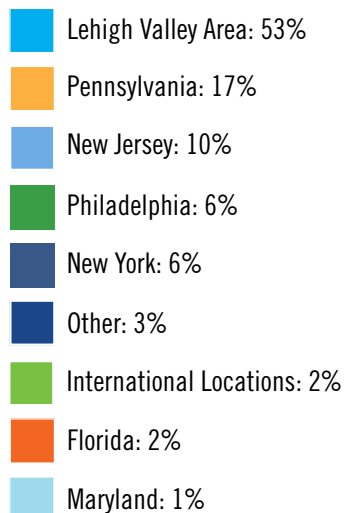
Wilkes & McHugh

YMCA of Greater Brandywine

Breakdown by School / Department

	Working	Military	Volunteer/ Service	Graduate School	Not Seeking	Still Seeking
School of Arts, Humanities & Social Sciences						
Art	95.0%	0.0%	0.0%	5.0%	0.0%	0.0%
Economics and Business	86.5%	0.0%	0.0%	8.1%	2.7%	2.7%
English	66.7%	0.0%	0.0%	16.7%	8.3%	8.3%
History	55.6%	0.0%	0.0%	44.4%	0.0%	0.0%
Modern Languages and Literatures	50.0%	0.0%	25.0%	25.0%	0.0%	0.0%
Music	85.8%	0.0%	0.0%	7.1%	7.1%	0.0%
Philosophy	75.0%	0.0%	0.0%	25.0%	0.0%	0.0%
Political Science	40.0%	0.0%	0.0%	60.0%	0.0%	0.0%
Psychology	62.5%	0.0%	0.0%	33.3%	4.2%	0.0%
Religion	33.3%	0.0%	0.0%	66.7%	0.0%	0.0%
Sociology	60.0%	4.0%	0.0%	20.0%	8.0%	8.0%
School of Natural & Health Sciences						
Biochemistry	33.3%	0.0%	0.0%	66.7%	0.0%	0.0%
Biological Sciences	58.7%	0.0%	0.0%	37.9%	0.0%	3.4%
Chemistry	44.4%	0.0%	0.0%	55.6%	0.0%	0.0%
Environmental Studies and Sciences	75.0%	0.0%	12.5%	12.5%	0.0%	0.0%
Mathematics and Computer Science	73.3%	0.0%	0.0%	26.7%	0.0%	0.0%
Neuroscience	57.1%	0.0%	0.0%	42.9%	0.0%	0.0%
Nursing	94.6%	0.0%	0.0%	4.0%	1.4%	0.0%
Physics and Earth Science	25.0%	0.0%	0.0%	75.0%	0.0%	0.0%
Interdisciplinary						
Interdisciplinary	100.0%	0.0%	0.0%	0.0%	0.0%	0.0%

Geographical Distribution of Employment and Post-Graduate Studies



Facebook: [Moravian College Center for Career and Civic Engagement](#)
Twitter: [@mccareercivic](#)
LinkedIn: [Moravian College Center for Career and Civic Engagement Houndlinks](#)